



CAMARINES SUR III ELECTRIC COOPERATIVE, INC.  
(CASURECO III)  
San Isidro, Iriga City

BREAKDOWN OF GENERATION RATE  
As of MARCH 2024

No.	SUPPLIER	Energy Input (kWh <sub>OR</sub> )	Percentage (%) to kWh Purchased	(A) kWh Purchased	(B) Basic Generation Cost (Php)	(C) Other Cost Adjustment (DAA, NSS and Other Billing Adjustments) (Php)	(D = B + C) Total Generation Cost for the Month (Php)	[D / A] Average Generation Cost (Php/kWh)
1	San Miguel Energy Corporation (SMEC)		83%	10,883,156	52,353,255.96	(97,433.20)	52,255,822.76	4.8015
2	Wholesale Electricity Spot Market (WESM)		17%	2,289,130	9,949,694.41		9,949,694.41	4.3465
	<b>TOTAL MARCH 2024 Generation Charge <sup>1</sup></b>	<b>12,846,954</b>	100%	13,172,286	62,302,950.37	(97,433.20)	62,205,517.17	4.8420

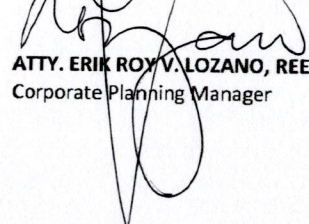
**Note:**

TOTAL March 2024 Generation Charge was based on ERC Resolution No. 14 Series of 2022, where Total Generation Cost divided by Energy input (for the previous month, in total kWh) excluding Site Specific Loss Adjustment (SSLA), as clarified in ERC Resolution No. 10, Series of 2018, net of kWh exported to the Transmission system, kWh delivered to customers with individual generation supply agreements, kWh sold to contestable customers and GEOP end-users, and kWh distributed to special programs and Sale for Resale Agreements, if the customers being supplied are not connected with the main distribution grid and the cost is different from those for other regular customers.

Prepared by:

  
JEAN TITA O. GONZAGA  
Planning Section Head


Checked by:

  
ATTY. ERIK ROY V. LOZANO, REE  
Corporate Planning Manager


Verified by:

  
MARIA FRANCA A. SERRANO  
Finance Manager

Audited by:

  
NORMIE S. CORTEZ  
OIC - Internal Audit Manager

Approved by:

  
ENGR. WILFREDO O. BUCSIT  
Acting General Manager