



CAMARINES SUR III ELECTRIC COOPERATIVE, INC.
(CASURECO III)
San Isidro, Iriga City


BREAKDOWN OF GENERATION RATE
As of October 2022

No.	SUPPLIER	Percentage (%) to kWh Purchased	(A) kWh Purchased	(B) Basic Generation Cost (Php)	(C) Other Cost Adjustment (DAA,NSS and Other Billing Adjustments) (Php)	(D = B + C) Total Generation Cost for the Month (Php)	[D / A] Average Generation Cost (Php/kWh)
1	San Miguel Energy Corporation (SMEC)	78%	9,801,824	101,368,804.22	(106,245.80)	101,262,558.42	10.3310
2	Wholesale Electricity Spot Market (WESM)	22%	2,786,010	24,521,920.94			
	TOTAL	100%	12,587,834	125,890,725.16	(106,245.80)	125,784,479.36	9.9925
	Less: OGA (ERC Case 2012-043 CF)						(0.0191)
	OCTOBER 2022 Generation Charge						9.9734


Prepared by:


JEAN TITA O. GONZAGA
Budget Officer/ RCO


Checked by:


ATTY. ERIK ROY V. LOZANO, REE
OIC - Corplan Manager

Verified by:


JOCELYN A. ORCINE
Finance Manager

Audited by:


MARIA FRANCIA A. SERRANO
Internal Audit Manager

Approved by:


ENGR. WILFREDO O. BUCSIT
Acting General Manager